

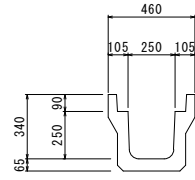
落ちふた式U形側溝 電柱ヨケ本体 (3種)

S=1:15

落ちふた式U形側溝 電柱ヨケふた (3種)

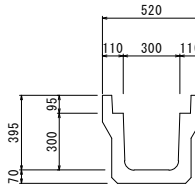
S=1:20

250



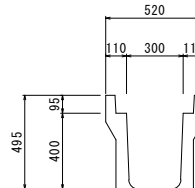
107kg (参考重量)

300A



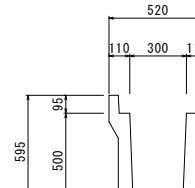
136kg (参考重量)

300B



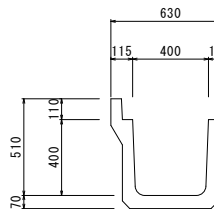
158kg (参考重量)

300C



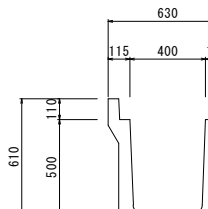
194kg (参考重量)

400A



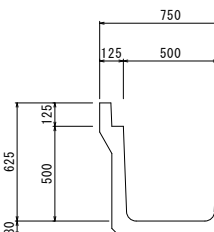
176kg (参考重量)

400B



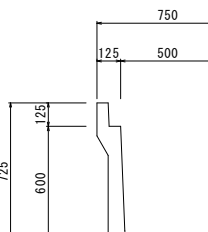
213kg (参考重量)

500A



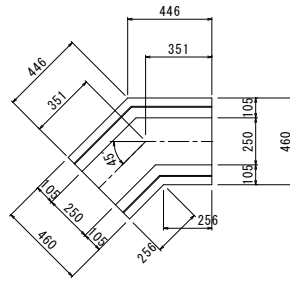
239kg (参考重量)

500B



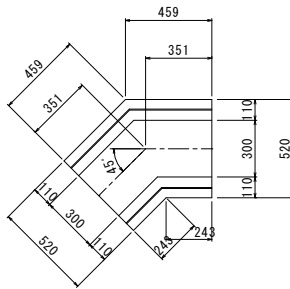
292kg (参考重量)

250



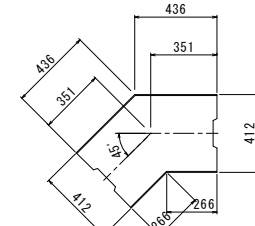
26.5kg (参考重量)

300A, 300B, 300C



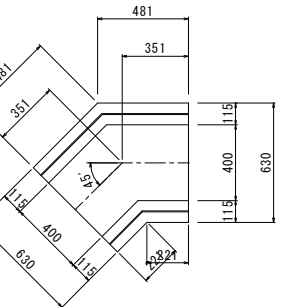
32kg (参考重量)

400A, 400B



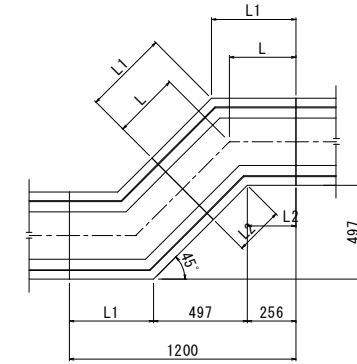
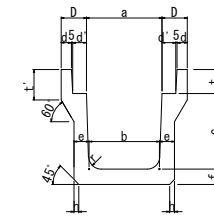
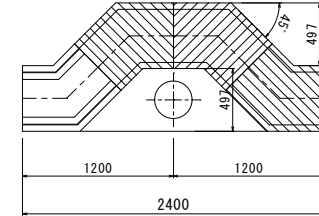
46kg (参考重量)

500A, 500B



64kg (参考重量)

電柱ヨケ施工図 S=1:30



落ちふた式U形側溝 電柱ヨケ本体 (3種)

呼び	a	b	c	d	d'	D	e	f	h	t	t'	r	L	L1	L2	参考重量 (kg)
250	250	230	250	45	55	105	65	65	30	90	120	50	351	446	256	107kg
300A	300	280	300	50	55	110	70	70	30	95	140	50	351	459	243	136kg
300B	300	270	400	50	55	110	70	70	40	95	140	50	351	459	243	158kg
300C	300	260	500	50	55	110	80	80	40	95	140	50	351	459	243	194kg
400A	400	370	400	55	55	115	70	70	40	110	140	50	351	481	221	176kg
400B	400	360	500	55	55	115	80	80	40	110	140	50	351	481	221	213kg
500A	500	460	500	60	60	125	80	80	40	125	155	50	351	506	196	239kg
500B	500	450	600	60	60	125	90	90	40	125	175	50	351	506	196	292kg

尺度 SCALE 1/15
日付 DATE 2015.06

承認 照査 製図

CK CONCRETE INDUSTRY Co., LTD

図名 落ちふた式U形側溝 電柱ヨケ本体 (3種)
落ちふた式U形側溝 電柱ヨケふた (3種)

図番

A-0004